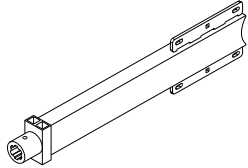




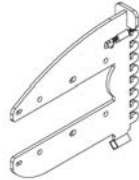
The Cost of Linking Up

Basic System with inventory control cabinet – Config 28 part #40-50-1002

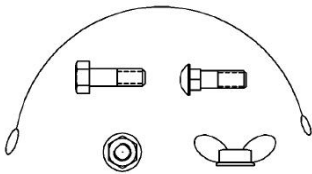
The basic system contains components for moving 28 linear feet (4' centers) of double sided gondola shelving. As listed:



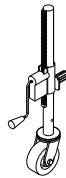
SPLINED LIFT ARM
QTY 16




STANDARD LIFT FINGER
QTY 16



HARDWARE KIT
QTY 1



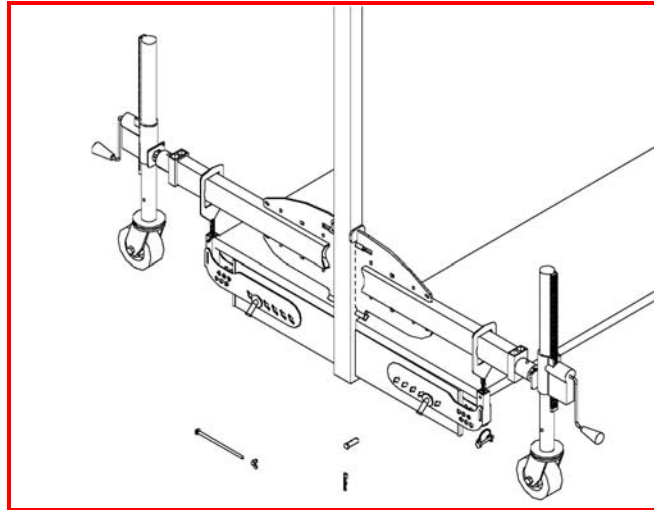
CASTOR JACK ASSLY
QTY 16



CONNECTING BEAM-4'
QTY 14



INVENTORY CONTROL CABINET
QTY 1



PURCHASE

Cat # 40-50-1002-Link 4 Gondola moving system config. 28: Call for price

The system is shipped in an Inventory Control Cabinet that contains custom parts holders specified to your particular requirements. The cabinet is made of 12ga steel and rolls easily on non-marring castors that ensure easy movement inside the store. All parts are stored in the cabinet and when the job is completed, simply close the lid and ship to the next location.

*Your gondola may require additional gear.

**Freight charges will be applied in addition to the purchase price.